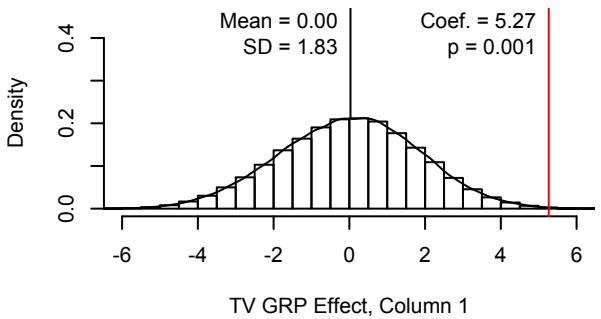
Mean = 0.00
SD = 1.83
Coef. = 5.27
p = 0.001
Density
0.0
0.2
0.4
-6
-4
-2
0
2
4
6
TV GRP Effect, Column 1

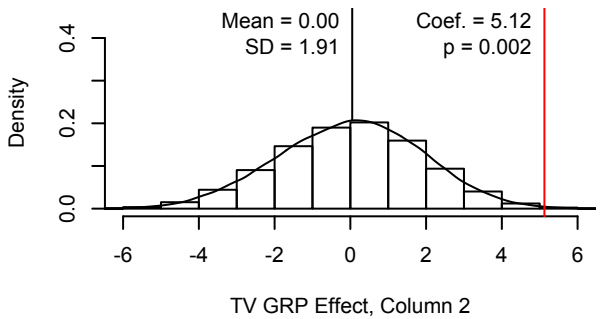
Mean = 0.00
SD = 1.91
Coef. = 5.12
p = 0.002
Density
0.0
0.2
0.4
-6
-4
-2
0
2
4
6
TV GRP Effect, Column 2

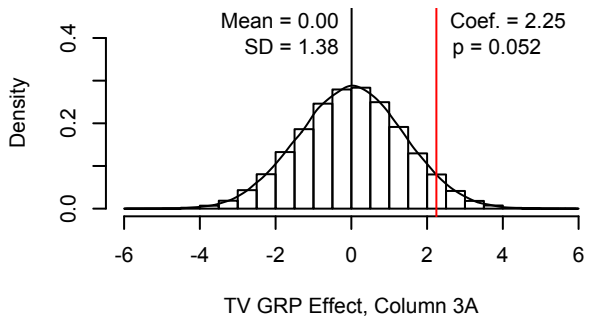
Mean = 0.00
SD = 1.38
Coef. = 2.25
p = 0.052
Density
0.0
0.2
0.4
-6
-4
-2
0
2
4
6
TV GRP Effect, Column 3A

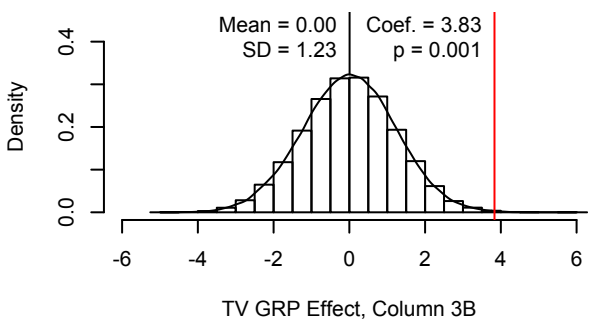
Mean = 0.00
SD = 1.23
Coef. = 3.83
p = 0.001
Density
0.0
0.2
0.4
-6
-4
-2
0
2
4
6
TV GRP Effect, Column 3B

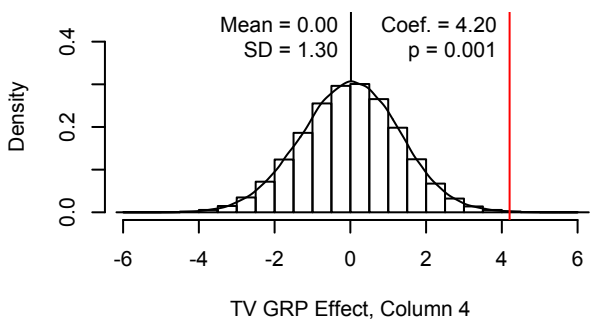
Mean = 0.00
SD = 1.30
Coef. = 4.20
p = 0.001
Density
0.0
0.2
0.4
-6
-4
-2
0
2
4
6
TV GRP Effect, Column 4

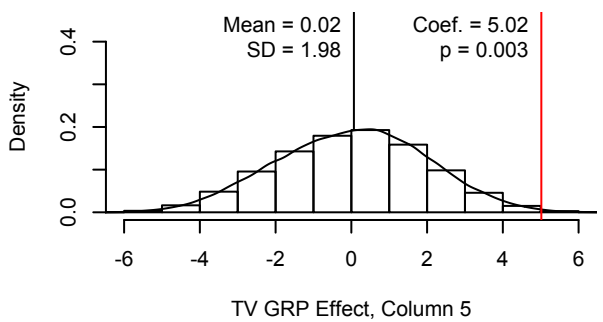
Mean = 0.02
SD = 1.98
Coef. = 5.02
p = 0.003
Density
0.0
0.2
0.4
-6
-4
-2
0
2
4
6
TV GRP Effect, Column 5

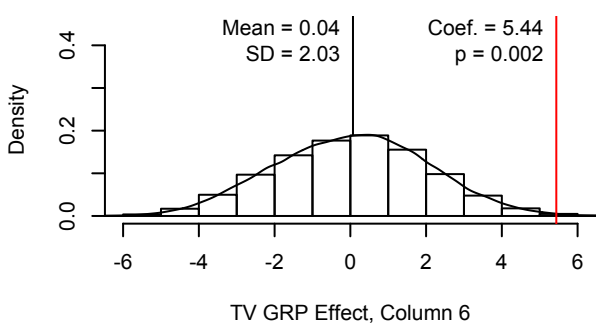
Mean = 0.04
SD = 2.03
Coef. = 5.44
p = 0.002
Density
0.0
0.2
0.4
-6
-4
-2
0
2
4
6
TV GRP Effect, Column 6