

41/1410
c.1



COLORADO DEPARTMENT OF HEALTH



Percent of Newly Entering Public School Children Fully Immunized
School Year 1976-77 by County



COLORADO STATE PUBLICATIONS LIBRARY local
HE1.2/P4/1976
Percent of newly entering public school
3 1799 00027 1106

<u>Rank</u>	<u>County</u>	<u>Percent of Children Fully Immunized</u>
1	Dolores, Gilpin, Gunnison, Kiowa Kit Carson, Phillips	100.0
7	Bibb	99.2
8	Rio Blanco	98.5
9	Alamosa, Routt	98.3
11	Ouray	98.2
12	La Plata, Park	97.1
14	Baca	96.8
15	Eagle, Teller	96.5
17	Rio Grande	95.6
18	Archuleta, Jackson	95.0
20	Cheyenne	94.8
21	Costilla	94.2
22	Douglas	93.5
23	Otero, Sedgwick, Yuma	93.2
26	Grand	93.1
27	Bent	92.9
28	Morgan	92.7
29	Crowley	92.6
30	Arapahoe	92.2
31	Jefferson	92.0
32	Garfield	91.7
33	Fremont, Montezuma	91.2
35	Adams, Custer	90.9
37	El Paso	90.5
38	Clear Creek, Delta, Las Animas	90.4
41	Pueblo	90.2
42	Logan	89.9
43	Pitkin	89.4
44	Chaffee	89.3
45	Summit	89.2
46	Larimer	89.0
47	Huerfano	88.9
48	Boulder, Washington	88.8
50	Weld	88.5
51	Mesa	88.3
52	Lincoln	87.9
53	Saguache	87.8
54	Conejos	87.6
55	Denver	87.4
56	San Miguel	86.8
57	Mineral	85.7
58	Prowers	85.1
59	Lake	84.8
60	San Juan	83.3
61	Montrose	82.3
62	Moffat	81.3
63	Hinsdale	60.0
	COLORADO	92.1

Immunization Levels of New
Public School Enrollees by
County

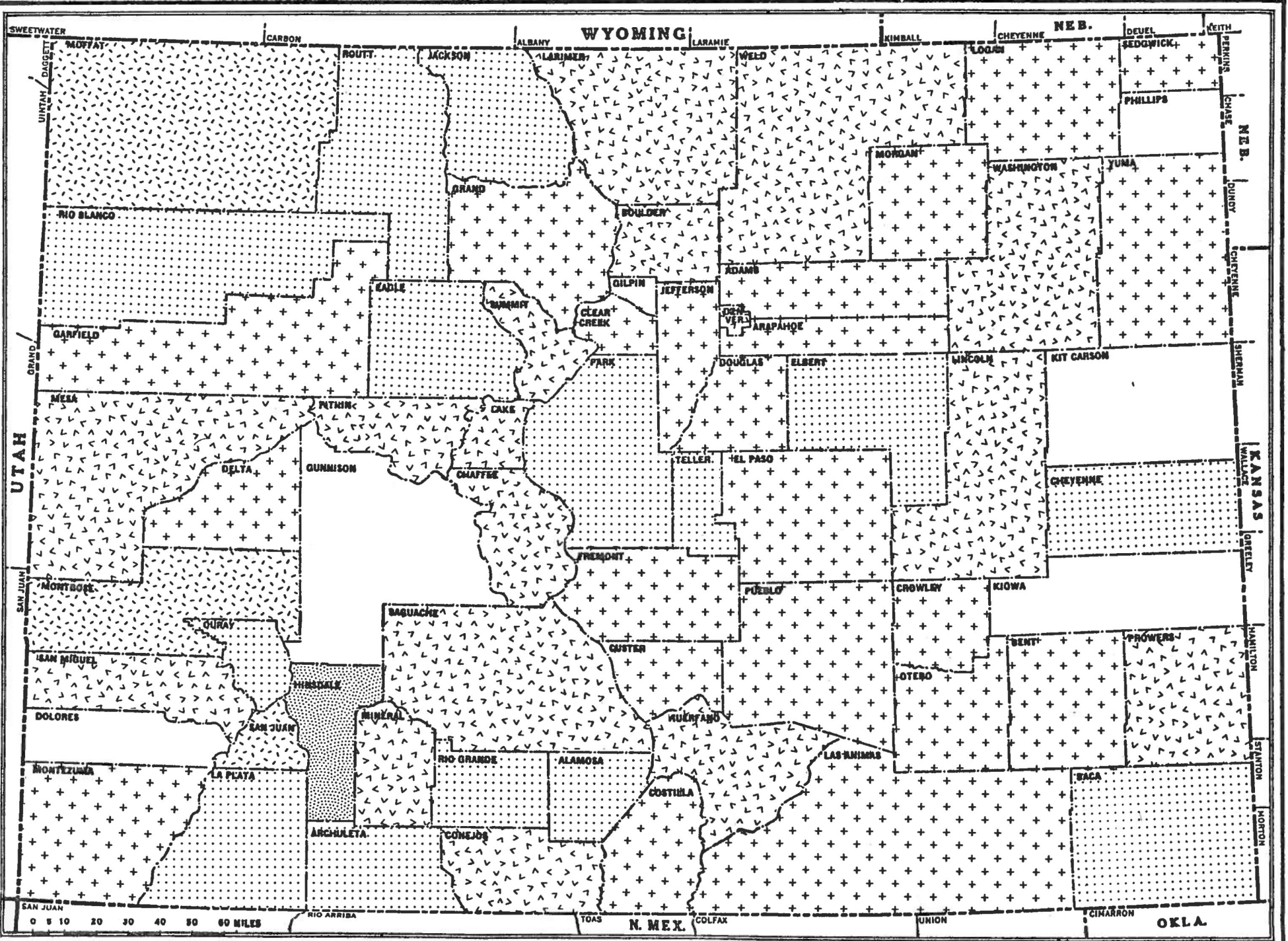
100% 
95-99% 

90-94% 
85-89% 

80-84% 
below 80% 

School Entry Immunization Law
Final Report 1976-77

MADE IN U.S.A.



LOOSE LEAF OUTLINE MAP

COLORADO

656
08 05

0 5 10 20 30 40 50 60 MILES

SAN JUAN N. MEX. COLFAX UNION CIMARRON OKLA.