

Preliminary Report on the Findings from the Domestic Violence Offender Management Board Data Collection Project: An Analysis of Offenders in Court-Ordered Treatment



October 2, 2006

**Colorado Department of Public Safety
Division of Criminal Justice
Domestic Violence Offender Management Board
Zoe Henry, Research Coordinator
700 Kipling Street, Ste. 1000
Denver, Colorado 80215
<http://dcj.state.co.us/odvsom>**

NOTE REGARDING THIS REPORT

Please be advised that this is a preliminary report based on data from 5,145 instruments that have been entered into a statistical database. There are over 1,500 additional instruments that will be added. Pursuant to the entry and analysis of the data from the remainder of the instruments, further analysis will be completed for the final report that will be issued in 2007.

This report reflects only those cases in which offenders were court-ordered to treatment and actually began treatment. Though the participation rate from DVOMB-approved domestic violence treatment providers (DVOMB Providers) was over 90 percent for the submission of the data collection instruments, it is not known whether each DVOMB Provider submitted a data collection instrument for every offender upon discharge from treatment. Therefore, this data should be used as a significant representation of domestic violence offender treatment in Colorado, but not as a complete picture. Furthermore, some of the instruments were only partially completed. Each instrument represents a treatment episode for a court-ordered domestic violence offender and includes such data as the use of weapons, current and past offense information, treatment modality, additional treatment, and completed assessments.

The offense of record must be viewed with some caution. More than one charge may be issued for a domestic violence incident. Also, prosecution may have been declined for one or more charges in an incident. Not all DVOMB Providers had access to this information; subsequently this information was not included in certain data collection instruments.

If you have any questions regarding the information contained in the 2006 report, please contact the Office of Domestic Violence and Sex Offender Management, 303-239-4172 or 303-239-4456. It is important that this data be carefully and correctly understood so as not to misrepresent the problem of domestic violence in Colorado.

ACKNOWLEDGEMENTS

The Office of Domestic Violence and Sex Offender Management would like to thank all individuals who assisted in this research effort. Above all, we would like to thank the DVOMB approved treatment providers who spent many hours completing data collection instruments on offenders upon discharge from treatment. Also, we would like to thank the Domestic Violence Offender Management Board Research Committee for all of their hard work on this project. We are especially grateful to Amy Dethlefsen, Research Coordinator for the Sex Offender Management Board and Kim English, Research Director of the Division of Criminal Justice, for their assistance. We would also like to thank members of the Domestic Violence Offender Management Board for their input. Finally, we would like to acknowledge Carol Poole, Acting Director of the Division of Criminal Justice for her support of this research effort.

Introduction

Domestic violence is widely recognized as a serious problem that jeopardizes the safety of thousands of Coloradoans. Prior to this report, the only statistics available in Colorado for the frequency of domestic violence criminal cases were based on aggregate data obtained from Uniform Crime Reports (UCR) produced by the Colorado Bureau of Investigation and county court misdemeanor filings for restraining orders and incidences of domestic abuse reported by the Colorado Judicial Branch. Although aggregated UCR data provide some insight into the prevalence of reported cases of domestic violence in Colorado, aggregated reporting does not describe individuals and so provides little detail concerning the nature of the violence, offender demographic information, and statewide statistics on domestic violence offenders in treatment.

The Domestic Violence Offender Management Board (DVOMB) began collecting data in 2004 from DVOMB-approved domestic violence treatment providers (DVOMB Providers) when a statewide, standardized data collection instrument was created. The instrument was to be completed by DVOMB Providers upon discharging a domestic violence offender from treatment. The availability of the information obtained from the data collection instruments resulted in the creation of a domestic violence statistical database maintained by staff of the DVOMB.

This report presents the first analysis of data collected from September 1, 2004 through April 30, 2006. During this period, over 200 DVOMB Providers completed more than 5,000 data collection instruments on offenders who were discharged from domestic violence treatment during this time. The data collection instruments that described these treatment episodes were completed and forwarded to the staff of the DVOMB for data entry and analysis.

The purpose of this report is to describe domestic violence offenders in Colorado who participated in court-ordered treatment. This report includes data on demographics of domestic violence offenders, substance abuse, criminal justice information, and treatment discharge information.

This report was created as a result of work conducted by the staff of the Colorado Domestic Violence Offender Management Board, the Research Committee of the DVOMB, and DVOMB Providers throughout Colorado to address the statutory mandate created in Title 16 of Section 11.8 that requires the DVOMB to research and analyze the effectiveness of the *Standards for Treatment with Court Ordered Domestic Violence Offenders (Standards)* and to track and monitor offenders who have been evaluated and treated. The DVOMB established the Research Committee in 2001, which is comprised of members representing DVOMB Providers, community corrections, the Division of Probation Services, victim services, the DVOMB, and research staff of the Sex Offender Management Board.

Report Methodology

Statutory Mandate. In order to address the provision in the Colorado Revised Statutes that requires the Domestic Violence Offender Management Board (DVOMB) to research and analyze the effectiveness of the treatment evaluation and treatment procedures and programs (§16-11.8-103(4)(b)(IV), C.R.S.), the Research Committee (Committee) of the DVOMB undertook a data collection project. The data collection instrument ¹ was developed to obtain information on individual offenders who participated in court-ordered domestic violence treatment with DVOMB Providers. Further, the data are analyzed in aggregate form to protect the identity of every offender. Based on the ability to locate offenders and receive permission for further research studies, the data may be utilized at a future time to analyze recidivism rates.

Pilot Test. Before the statewide implementation of the data collection project, a pilot project was implemented to test the instrument. The pilot project began on August 1, 2003 and continued through October 31, 2003. There were ten DVOMB Providers participating who represented northern and southern Colorado and the Denver Metropolitan area. The data collected during the pilot project was not incorporated into the aggregate data analyzed in this report. Based on input from DVOMB Providers who participated in the pilot project, the following issues were considered for the final design of the instrument:

- Length of time to complete data collection instrument
- Ease of completing the instrument
- Information that is difficult to obtain
- Clarity of instructions

Data Collection. The data collection instrument was completed by DVOMB Providers on offenders upon discharge from their programs from September 1, 2004 through April 30, 2006. DVOMB Providers received training to complete the instrument, and after completion of this training, instruments were faxed to the DVOMB staff or sent by U.S. postal mail. Information utilized to complete the instrument was ascertained from such sources as the offender's pre-sentence evaluation report, the police report, the treatment file, and the court mittimus. For a few designated questions, offender self-reporting was accepted.

¹ See Appendix A

DVOMB Provider Participation. The data collection instrument submitted at the time of the offender's discharge reflected a 95 percent participation rate (223) by the 235 DVOMB Providers. A total of 5,145 data collection instruments were forwarded to DVOMB staff. The data should be regarded as a significant representation of offenders who were discharged from treatment in Colorado, but not as a complete picture.

Definitions

For the purposes of this report, a domestic violence offender is defined by Colorado Statutes (§ 16-11.8-101)) as "any person who has been convicted of, pled guilty to, or received a deferred judgment or prosecution for any domestic violence offense" as defined in this section. "Treatment" means counseling, monitoring, and supervision of any domestic violence offender that conforms to the *Standards* created by the DVOMB. National domestic violence programs are generally referred to as batterer intervention programs, however, the term that the DVOMB uses is offender treatment program. Therefore, for consistency in this report, the term "offender treatment program" will be used.

Why Standards Are Important

The use of standards and guidelines for offender treatment programs has been supported by many in the domestic violence field. In their review and analysis of nationwide standards, Bennett and Piet (1999) explain that standards for offender treatment programs have been created to protect battered women by regulating programs. The authors affirm that offender treatment program standards must hold offenders accountable for their actions, hold treatment providers accountable for their intervention, and increase the safety of victims of domestic violence. Furthermore, they suggest that offender treatment program standards have made important gains toward increasing the safety of domestic violence victims.²

² L. Bennett & M. Piet, "Standards for batterer intervention programs: in whose interest?" Violence Against Women, 5(1), 6-24, 1999.

Edward Gondolf (2002) asserts that offender treatment programs are part of a larger batterer intervention system. The DVOMB accepts the validity that these programs cannot solely be responsible for changes in offenders, but need to coordinate with the criminal justice system and other community programs to address offender intervention.³

Colorado's legislative declaration regarding the management of domestic violence offenders (§ 16-11.8-101, C.R.S.), declares the following:

The consistent and comprehensive evaluation, treatment, and continued monitoring of domestic violence offenders who have been convicted of, pled guilty to, or received a deferred judgment or prosecution for any crime the underlying factual basis of which includes an act of domestic violence and who are subject to the supervision of the criminal justice system is necessary in order to work toward the elimination of recidivism by such offenders.

The Colorado General Assembly determined that statewide standards for the treatment of domestic violence offenders are important for the consistency of offender evaluation and treatment. The DVOMB *Standards*, developed according to best practice as defined by the empirical research along with clinical expertise, constituted the first step in providing a consistent response to crime and enhancing victim safety.

³ Edward Gondolf, Batterer Intervention Systems: Issues, Outcomes, and Recommendations, Thousand Oaks, CA: Sage Publications, 2002.

DOMESTIC VIOLENCE OFFENDER DEMOGRAPHICS IN COLORADO

The following sections of this report detail the gender, race, ethnicity, age, geographic location, and employment status obtained from the data collection instruments. This reflects more than 5,000 Colorado domestic violence offenders who were discharged from court-ordered domestic violence treatment between September 1, 2004 and April 30, 2006.

Individual Colorado County Data

For each data collection instrument received, the “county where the offense occurred” was identified. Of the 5,066 responses to the question of county where offense occurred, 38 offenses were reported as committed out of state, resulting in a total of 5,028 Colorado offenses.

This offender information regarding county of offense was compared to the 2004 U.S. Census Bureau estimated population of Colorado counties. Table 1 illustrates the relationship between the distribution of the state population by county, and the distribution of domestic violence offenses by county identified on the data collection instrument. The percentage of “county where offense occurred” reported on the data instrument, when compared to the county populations of Arapahoe and Weld Counties is over-representative. Conversely, the percentage of “county where offense occurred” slightly under-represents the county population in Boulder, Denver, Douglas, and Larimer.

Table 1					
Comparison of Distribution of Colorado Population to County of Offense Reported on Data Instruments					
from September 1, 2004 – April 30, 2006					
2004 Estimated Population 18 Years of Age and Older (U.S. Census Bureau)					
County	Percentage of Colorado Population	Percentage of Offenses Reported on Data Instrument	County	Percentage of Colorado Population	Percentage of Offenses Reported on Data Instrument
Adams	279,928 (8%)	10%	La Plata	37,100 (1%)	<1%
Alamosa	11,511 (<1%)	<1%	Lake	5,767 (<1%)	<1%
Arapahoe	391,800 (11%)	16%	Larimer	207,749 (6%)	4%
Archuleta	8,833 (<1%)	<1%	Las Animas	12,467 (<1%)	<1%
Baca	3,399 (<1%)	0	Lincoln	4,838 (<1%)	<1%
Bent	4,946 (<1%)	<1%	Logan	16,647 (<1%)	<1%
Boulder	222,052 (6%)	5%	Mesa	97,263 (3%)	3%
Broomfield	31,528 (<1%)	<1%	Mineral	750 (<1%)	0
Chaffee	13,681 (<1%)	<1%	Moffat	9,824 (<1%)	<1%
Cheyenne	1,630 (<1%)	<1%	Montezuma	18,387 (<1%)	<1%
Clear Creek	7,448 (<1%)	<1%	Montrose	27,491 (<1%)	<1%
Conejos	6,016 (<1%)	<1%	Morgan	19,998 (<1%)	<1%
Costilla	2,852 (<1%)	<1%	Otero	14,580 (<1%)	<1%
Crowley	4,856 (<1%)	<1%	Ouray	3,286 (<1%)	<1%
Custer	3,123 (<1%)	<1%	Park	12,676 (<1%)	<1%
Delta	23,145 (<1%)	<1%	Phillips	3,427 (<1%)	<1%
Denver	432,511 (12%)	11%	Pitkin	13,418 (<1%)	<1%
Dolores	1,448 (<1%)	0	Prowers	9,950 (<1%)	<1%
Douglas	165,329 (5%)	2%	Pueblo	112,618 (3%)	2%
Eagle	35,951	<1%	Rio Blanco	4,620 (<1%)	<1%
El Paso	407,816 (12%)	14%	Rio Grande	9,693 (<1%)	<1%
Elbert	16,524 (<1%)	<1%	Routt	16,924 (<1%)	<1%
Fremont	38,203 (1%)	1%	Saguache	4,786 (<1%)	<1%
Garfield	35,864 (1%)	<1%	San Juan	461 (<1%)	<1%
Gilpin	3,867 (<1%)	<1%	San Miguel	5,882 (<1%)	<1%
Grand	10,970 (<1%)	<1%	Sedgwick	2,118 (<1%)	<1%
Gunnison	11,321 (<1%)	<1%	Summit	22,185 (<1%)	<1%
Hinsdale	667 (<1%)	0	Teller	16,908 (<1%)	<1%
Huerfano	6,416 (<1%)	<1%	Washington	3,797 (<1%)	<1%
Jackson	1,214 (<1%)	<1%	Weld	157,055 (5%)	8%
Jefferson	407,003 (12%)	11%	Yuma	7,335 (<1%)	<1%
Kiowa	1,182 (<1%)	0			
Kit Carson	6,021 (<1%)	<1%	Total	3,479,055	5,145(100%)

Age, Gender, Race, Employment Status

The findings presented in Table 2 demonstrate that the majority (81 percent) of offenders in this data set are men. Additionally, domestic violence affects all races and ethnicities. Although domestic violence occurs in all age groups, more than 67 percent of offenders in this data set were between the ages of 25 and 44 years of age.

In addition, Table 2 illustrates the prevalence of domestic violence among various groups with 56 percent identified as White, 11 percent as Black, 30 percent as Hispanic, and Asian and Native American each indicating 1 percent.

Some of the instruments were missing data related to offender demographic information; therefore, the *N* varies for each category in Table 2. The analysis of each variable is based on the number of responses for that specific variable.

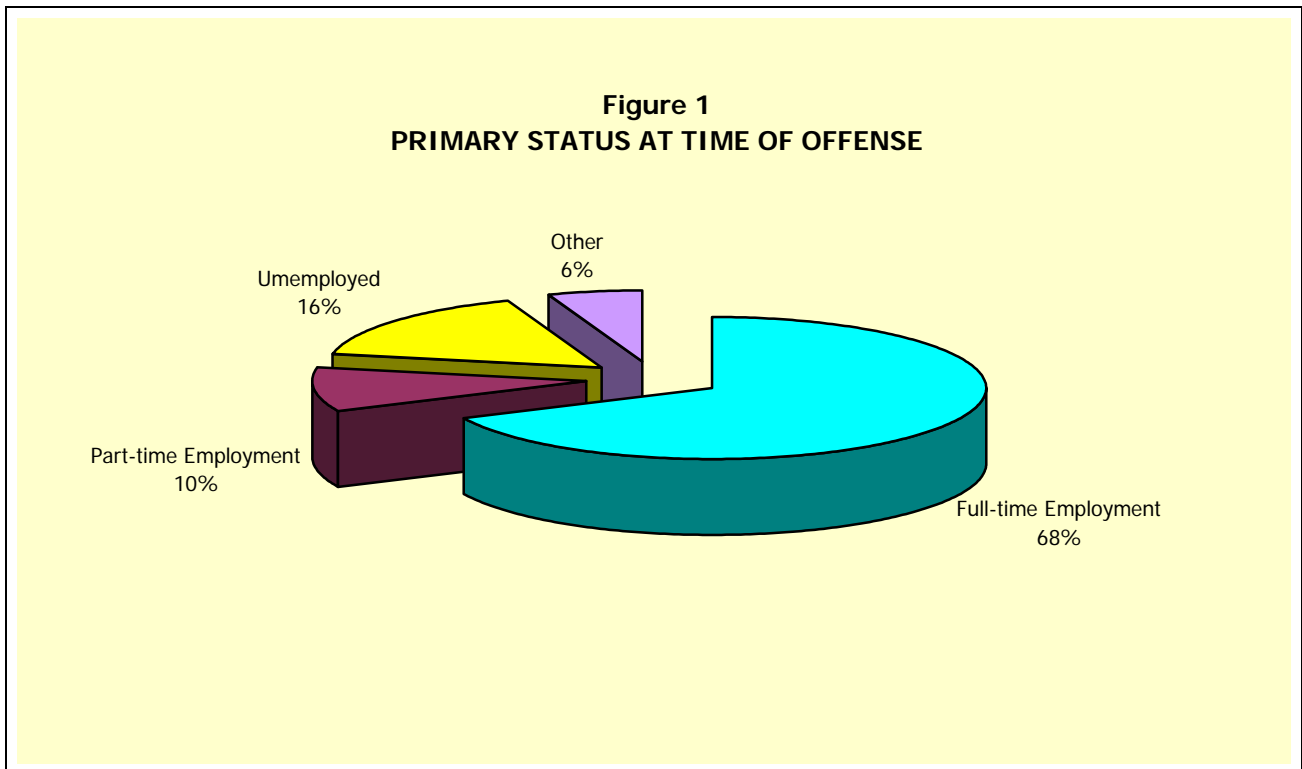
**Table 2
Demographic Information
Domestic Violence Offenders in Treatment**

Category		Frequency
Gender	Male	4116 (81%)
	Female	993 (19%)
Total		5109 (100%)
<hr/>		
Race and Ethnicity*	White	2837 (56%)
	Black	572 (11%)
	Hispanic	1514 (30%)
	Asian	62 (1%)
	Native American	63 (1%)
	Other	3 (1%)
Total		5080 (100%)
<hr/>		
Age	18-24 years	711 (14%)
	25-34	1970 (39%)
	35-44	1398 (28%)
	45-54	747 (14%)
	55-64	153 (3%)
	65-74	34 (1%)
	75-84	12 (1%)
Total		5025 (100%)
<hr/>		
Employment Status	Employed full-time	3439 (68%)
	Employed part-time	507 (10%)
	Unemployed	825 (17%)
	Retired	46 (1%)
	On public assistance	76 (1%)
	Homemaker	76 (1%)
	Student	82 (1%)
	Active military duty	16 (1%)
Total		5067 (100%)

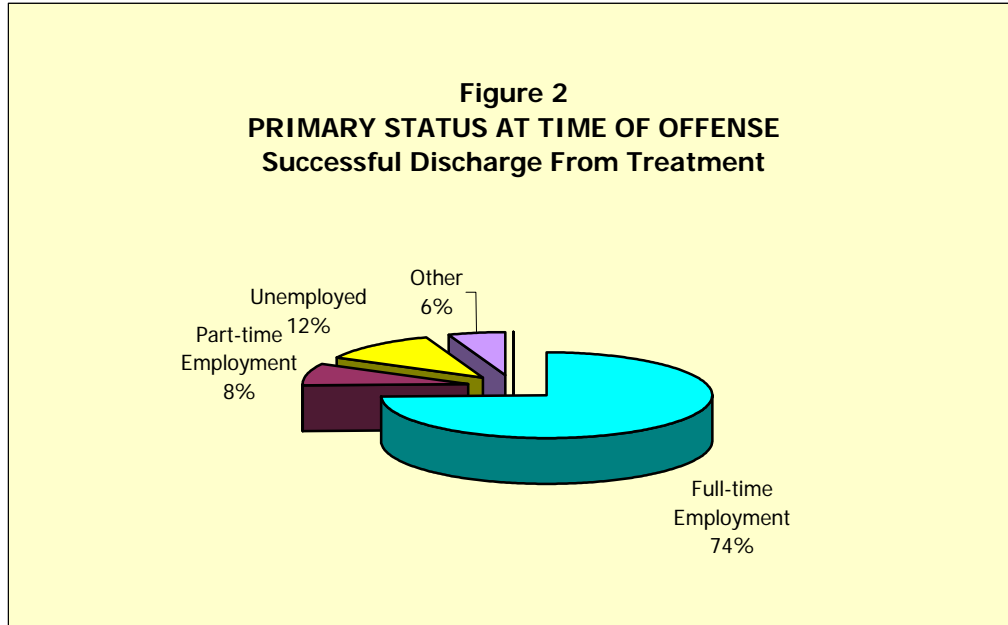
*The U.S. Census Bureau describes resident population estimates by race and Hispanic origin. DVOMB Providers were instructed to select the race or ethnicity for which the offender identifies.

Figure 1 depicts the employment status of domestic violence offenders at the time of the offense. The data collection instrument does not include information regarding the employment status of an offender during treatment or at the time of discharge.


The category "other" includes those offenders who were retired, students, homemakers, or on public assistance. As a group they represent six percent of the offenders. The majority of the offenders were working at least part-time (78%) with 16 percent unemployed at the time of the offense.



Figures 2 and 3 depict the employment status of offenders who were successfully and unsuccessfully discharged from treatment. Offenders who were employed full-time at the time of the offense were significantly more likely ($p \leq .01$) to successfully complete domestic violence treatment than those who were unemployed.



*For the purpose of this report, *= $p \leq .05$; **= $p \leq .025$; ***= $p \leq .01$.



OFFENSE OF RECORD

According to Section 18-6-803.6, Colorado Revised Statutes, “Duties of peace officers and prosecuting agencies” require law enforcement to arrest a suspect if there are reasonable grounds to believe that a person has committed a criminal act deemed to be domestic violence. Arrest is mandatory when the officer has probable cause to believe the suspect’s actions constitute a crime; and the relationship between the suspect and victim is defined as domestic. In determining whether a crime has been committed by one or more persons, the officer shall consider the following conditions: (1) any prior complaints of domestic violence; (2) relative severity of the injuries inflicted on each person; (3) likelihood of future injury to each person; and (4) the possibility that one of the persons acted in self-defense.

The offense of record as defined by the data collection instrument is the determination of offense by the court. DVOMB Providers were instructed to obtain the offense of record and level of misdemeanor or felony for each offense from criminal justice reports (e.g. police documents, pre-sentence investigation reports, and/or the court mittimus.).

There were over 60 different offenses that offenders were charged with, in addition to the eight offenses listed on the data collection instrument. The table below provides examples of specific offenses that DVOMB Providers specified in the category, “other.”*

Animal Cruelty	Discharging a Firearm	Kidnapping
Arson	Disorderly Conduct	Resisting Arrest
Attempted Homicide	Disturbing the Peace	Robbery
Auto Theft	Driving Under the Influence	Sexual Assault
Battery	Drug Possession	Shoplifting
Breaking and Entering	False Identity	Stalking
Burglary	False Imprisonment	Threat to a Person
Child Abuse/Neglect	Flourishing a Weapon	Threat to Property
Concealed Weapon	Forgery	Trespassing
Criminal Restraint	Fraud	Vandalism
Criminal Tampering	Homicide	Violation of Bail
Damage to Property	Indecent Exposure	Violation of Probation
Destruction of Property	Intimidation of a Witness	

*For the category “other,” DVOMB Providers did not have options from which to choose. Therefore, the title of these crimes may not exactly replicate Colorado statutory language.

There is no specific crime of domestic violence according to Colorado law. However, if a crime is found by the court to include an act of domestic violence as defined as “an act or threatened act of violence upon a person with whom the actor is or has been involved in an intimate relationship” [(\$18-6-800.3(1), C.R.S.)], the court identifies that the underlying factual basis of the crime is domestic violence.

In the Colorado Revised Statutes there are three classifications of offenses: felonies, misdemeanors, and petty offenses. Certain crimes are classified as both a felony and a misdemeanor. For example, the crime of assault has three degrees (first, second, and third), which are differentiated by the degree of injury, whether a weapon was used, and other factors. First- and second-degree assault are classified as felonies, however, third-degree assault is classified as a misdemeanor. Another example is criminal mischief, which is either a felony or a misdemeanor depending on the value of the damaged property.

In addition, local municipal governments may pass ordinances, which are typically punishable by a fine and/or a possible jail sentence. Many municipal governments prosecute crimes of domestic violence as ordinance violations. Under the Colorado Statutes governing the DVOMB, the *Standards* only apply to people convicted of a state crime having an underlying factual basis of domestic violence. Offenders at the municipal level may be ordered to complete domestic violence treatment with a DVOMB Provider if there is a municipal ordinance requirement.

In this data set, over 88 percent of offenses of record were misdemeanor level offenses. Table 3 on the following page highlights the eight most frequent misdemeanor, felony, and municipal ordinance violation convictions for the domestic violence cases. By far, assault and harassment were the most commonly cited index offenses.

The offense of record was missing in 9.2 percent of the data collection instruments. Additionally, just over one-half of the offenders (52%) reported to DVOMB Providers that this was not the first arrest they had incurred for domestic violence (data not presented).

**Table 3
Offense of Record**

Assault (n=2322)		Frequency	
	Felony	176	(8%)
	Misdemeanor	2142	(92%)
	Municipal Ordinance Violation	4	(<1%)
Total		2322	
Harassment (n=1697)			
	Felony *	75	(4%)
	Misdemeanor	1615	(95%)
	Municipal Ordinance	7	(<1%)
Total		1697	
Criminal Mischief (n=455)			
	Felony	53	(12%)
	Misdemeanor	401	(88%)
	Municipal Ordinance	1	(<1%)
Total		455	
Violation of Protection Order (n=278)			
	Felony	18	(6%)
	Misdemeanor	259	(93%)
	Municipal Ordinance	1	(<1%)
Total		278	
Menacing (n=272)			
	Felony	111	(41%)
	Misdemeanor	161	(59%)
	Municipal Ordinance	0	
Total		272	
Wiretapping/Phone Obstruction (n=141)			
	Felony	6	(4%)
	Misdemeanor	135	(96%)
	Municipal Ordinance	0	
Total		141	
Reckless Endangerment (n=71)			
	Felony	7	(10%)
	Misdemeanor	64	(90%)
	Municipal Ordinance	0	
Total		71	
Criminal Intent to Commit Assault (n=68)			
	Felony	7	(10%)
	Misdemeanor	61	(90%)
	Municipal Ordinance	0	
Total		68	
Other ** (n=860)			
	Felony	111	(13%)
	Misdemeanor	740	(86%)
	Municipal Ordinance	9	
Total		860	

*The felony charge is technically "harassment by stalking."

**The data collection instruments identified over 60 "other" offenses of record such as child abuse, battery, disturbing the peace, disorderly conduct, and trespassing.

FINDINGS

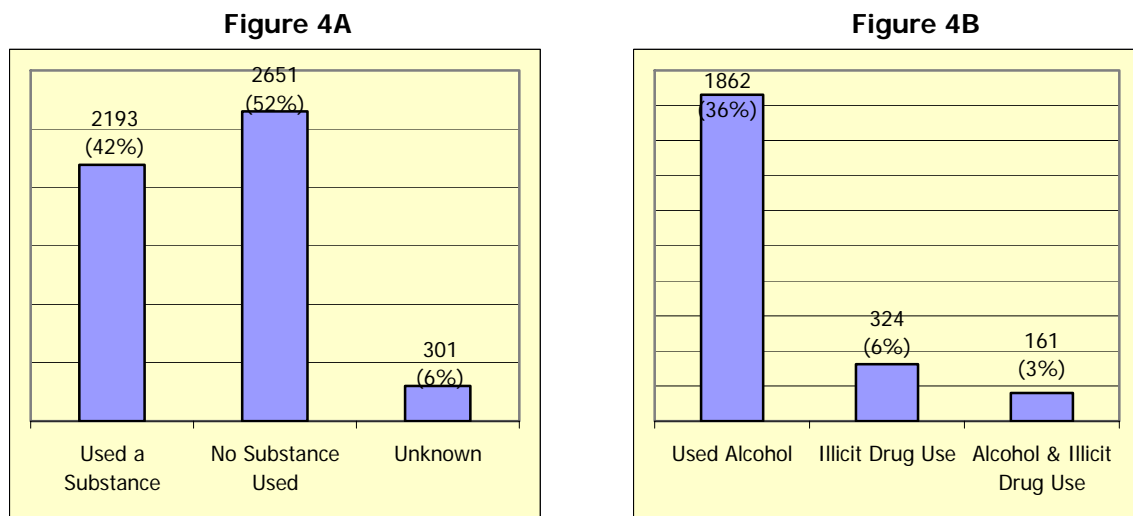
Substance Use at Time of Offense

Because there is a significant correlation between domestic violence and substance abuse⁴, the *Standards* require that during the treatment intake process DVOMB Providers must use a substance abuse screening instrument approved by the Colorado Department of Human Services, Alcohol and Drug Abuse Division. When the screening or clinical judgment indicates the need for further evaluation, the *Standards* require that the offender be referred to a Certified Addictions Counselor II or higher for substance abuse evaluation [*Standard* 5.10(a)].

Figure 4A illustrates the use of alcohol and illicit use of drugs at the time of the offense. For the purpose of this study, the illicit use of drugs was defined as the abuse of prescription medication; abuse of over-the-counter drugs; and/or, using illegal drugs such as marijuana, cocaine, heroine, methamphetamine, and others. These drugs may be obtained from multiple sources, including using another person's prescription medications and/or obtaining prescription drugs illegally.

Over one-third (42 percent) of offenders reported having used a substance (as defined as alcohol and/or illicit use of drugs) at the time of the offense. Overwhelmingly, offenders who used a substance at the time of offense identified the substance as alcohol, as illustrated in Figure 4B. Fifty-two percent reported not using a substance at the time of the offense.

Figure 4
SUBSTANCE USE AT THE TIME OF OFFENSE



⁴ Lisa Lightman & Francine Byrne, "Addressing the Co-occurrence of Domestic Violence and Substance Abuse: Lesson from Problem-Solving Courts" Judicial Council of California/Administrative Office of the Courts, Center for Families, Children & the Courts, 2005.

Offender Legal Status

Table 4 details the supervision of offenders who were court-ordered into domestic violence treatment. Offenders incarcerated in prison were not included in this database. A limited number of domestic violence offenders were given a combination of sentences. The most commonly imposed sentence in domestic violence cases (62%) was supervised state or private probation. For the purpose of this analysis, offender legal status was classified into three categories: minimal supervision, community supervision, and community corrections supervision.

Minimal supervision is described as a type of supervision that is not actively monitored whereby offenders must comply with court-ordered conditions and their respective deadlines. If offenders fail to comply with the conditions (e.g. do not meet deadlines, do not pay fines, receive an unsuccessful discharge from treatment) the failures are brought to the attention of the supervising entity. Community supervision and community correction supervision are defined by the categories listed below the main category on Table 4.

Table 4
Type of Supervision of Domestic Violence Offenders

	Frequency	Percentage
Minimal Supervision*	373	7%
Community Supervision		
Deferred Sentence	794	14%
Day Reporting	36	<1%
Diversion	193	3%
Home Detention	23	<1%
Intensive Supervision Probation	54	1%
Parole	35	<1%
Intensive Supervision Parole	26	<1%
Supervised Private Probation	1204	21%
Supervised State Probation	2299	41%
County Probation	148	3%
Municipal Probation	262	5%
Work Release**	45	
Total	5119	91%
Community Corrections Supervision		
Diversion Community Corrections	22	<1%
Transition Community Corrections	46	<1%
Work Release**		
Total	68	2%
Other ***	45	<1%
Total	5605	100%

*Minimal Supervision may include supervision by the courts, by district attorneys, or out-of state unsupervised probation.

**Work Release is a jail sentence authorized by Colorado Statutes, however it is often used as a condition of regular probation. In many judicial districts, Work Release is managed by the local Community Corrections provider through a contract with the local sheriff.

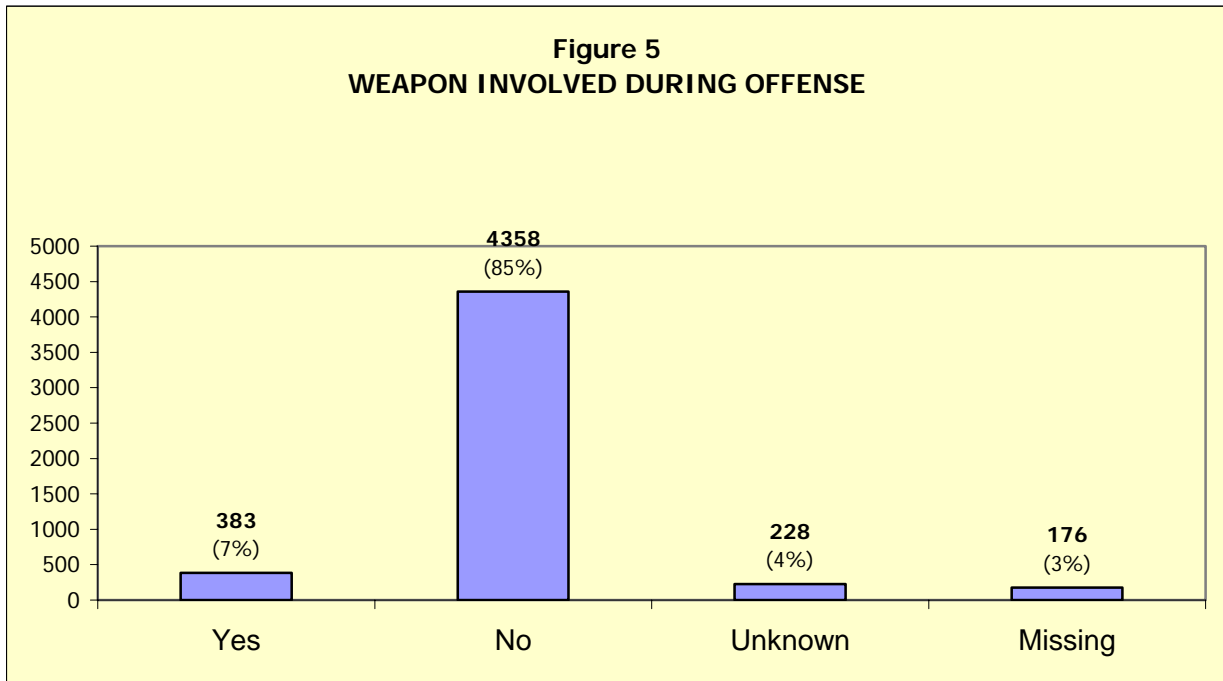
***Other may include such entities as the Department of Social Services, Federal Probation, or State Hospital.

Types of Weapons Used

The data collection instrument defined a weapon as an object used to intimidate the victim, however this definition does not include body parts such as hands, feet, mouth, and others. DVOMB Providers reported on the data collection instrument that weapons were used by those offenders in 13 percent of the cases. For another 228 offenders (4%), the response was "unknown."

When reviewing Figure 5, please note, often offenders who are charged with serious offenses involving weapons are not eligible for community based supervision and domestic violence treatment; therefore those offenders would not be a component of this data set.

Knives (28 percent) and firearms (12 percent) were most frequently identified as the weapon used (data not presented in figure 5 below). DVOMB Providers listed a variety of objects beyond traditional weapons used by domestic violence offenders, including shower rod, weight belt, pellet gun, crucifix, crowbar, book, sword, pool cue, or bed frame to assault their victims. Over 50 different objects were identified as weapons used during the offense.



Adjunctive Treatments

DVOMB providers often refer clients to additional services. These adjunctive interventions may be provided by the DVOMB Provider or another entity. The “modified intensity of treatment” category refers to offenders who were considered higher risk, or who were repeat offenders and received 52 weeks of treatment. Monitored sobriety refers to random urinalysis or Breathalyzer testing, and/or the use of Antabuse.

As illustrated in Table 5, twenty-seven percent of offenders in domestic violence treatment also received drug and alcohol counseling, the most frequently identified adjunctive service. Six percent of the offenders received parenting counseling, three percent received general mental health treatment, and one percent received anger management. The extent to which the offender participated in these services, or the quality of the services provided, cannot be determined using the current data set.

The adjunctive treatment categories are not mutually exclusive; therefore, the percentage totals equal slightly more than 100.

Table 5
Adjunctive Treatment for Domestic Violence Offenders
(n=5145)

	Frequency	Percentage
None	3085	60
Drug/Alcohol	1402	27
Parenting	349	7
Mental Health	175	3
Modified Intensity of Treatment	109	2
Monitored Sobriety	214	4
Anger Management	55	1
Couples Counseling	26	<1
Sex Offender	7	<1

Previous Domestic Violence Treatment

When the offender was questioned whether he/she had previously participated in domestic violence treatment, 69 percent responded in the negative, while 16 percent reported in the positive. For eight percent (nearly 400 offenders), DVOMB Providers reported that they did not know if the client had prior participation in treatment. In addition, not all instruments included the type of discharge granted for previous domestic violence treatment.

Table 6
Participation in Prior Domestic Violence Treatment
(Offender Self Report)

	Frequency	Percentage
No	3566	69%
Yes	832	16%
Unknown *	384	8%
Missing	363	7%
Total responses	5145	100%

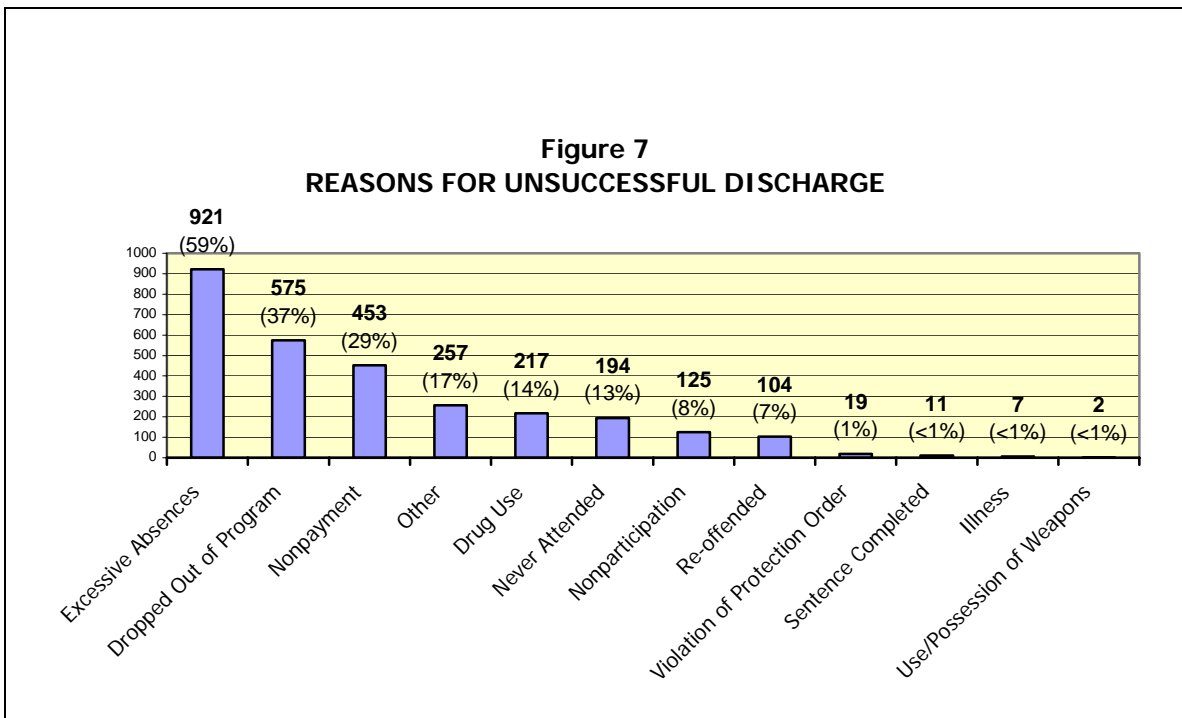
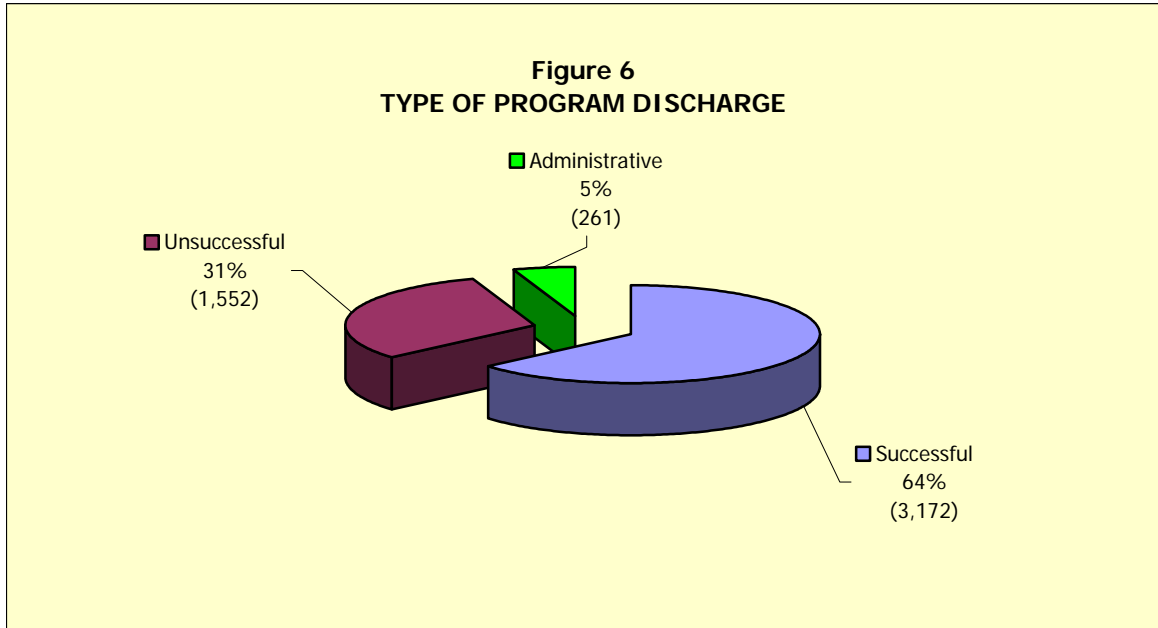
* Unknown is defined as: the DVOMB provider was unable to obtain this information

Characteristics of Offenders Discharged from Treatment

According to *Standard 6.05*, prior to discharging the offender, the DVOMB Provider is required to consult with the responsible criminal justice agency and the victim or victim's advocate/therapist. The DVOMB Provider's judgment, in addition to information from the responsible criminal justice agency, and the information from the victim are used to determine whether the offender is given a successful discharge, an administrative discharge, or an unsuccessful discharge from treatment.

According to the *Standards* "a successful discharge is given when the offender successfully completes the treatment program and fulfills the offender contract" (*Standard 6.06*). It should not be assumed that the offender was free of abuse while participating in the treatment program. The victim may not have been in contact with the treatment program's victim advocate or may not have given permission for disclosures to be reported to the DVOMB Provider. An "administrative discharge is given when the offender is unable to continue in the program [(e.g. moved out of state, referred to another treatment program, became terminally ill, or was referred to mental health treatment (*Standard 6.07*))." An "unsuccessful discharge is given when the offender violates the conditions of the offender contract, and/or violates the terms and conditions of the responsible criminal justice agency (*Standard 6.08*)."

As illustrated in Figure 6 below, of the 4,985 responses, 64 percent of offenders were issued a successful discharge compared to 31 percent who received an unsuccessful discharge. For the 31 percent of offenders who received an unsuccessful discharge, multiple reasons were noted. Therefore, the total number of reasons illustrated in Figure 7 below is more than the total number of unsuccessful discharges.



For the "Other" category, there were over 30 additional reasons noted on the instrument such as breach of probation, inappropriate behavior in group, repeat offender, health problems, mental illness, moved from Colorado, violated contract, alcohol use, and no progress.

To further study the characteristics of offenders who were successfully or unsuccessfully discharged from treatment, an analysis was performed regarding prior domestic violence treatment, employment status at the time of offense, gender, and type of supervision. The five percent of offenders who were discharged for administrative reasons were excluded from this analysis.

Offenders reported to DVOMB Providers whether they had previously participated in domestic violence treatment. According to this information, prior treatment participation had no statistically significant impact on the successful outcome of the current treatment.

Table 7
Successful versus Unsuccessful Discharges in Current Treatment Episode
Prior Domestic Violence Treatment vs No Prior Domestic Violence Treatment

Prior Domestic Violence Treatment	Successful Discharge in Current Treatment Episode	Unsuccessful Discharge in Current Treatment Episode	Totals
Yes	472 (61%)	296 (39%)	768 (100%)
No	2385 (71%)	984 (29%)	3369 (100%)

As reflected in Table 8 below, of the 3,128 offenders who were successfully discharged from treatment, seventy-three percent were employed full-time. Of the 1,522 offenders who were unsuccessfully discharged from treatment, only 57 percent were employed full-time. After performing a Chi-Square test for statistical significance, it was determined that employment is statistically significant in case outcome.

Table 8
Successful versus Unsuccessful Discharge
Employment Status at Time of Offense

	Successful Discharge	Unsuccessful Discharge
Employed Full-Time [^]	2328 (73%)	881 (57%)
Employed Part-Time	262 (8%)	195 (12%)
Unemployed	361 (11%)	377 (24%)
Retired	34 (1%)	4 (<1%)
Public Assistance	45 (1%)	24 (1%)
Homemaker	46 (1%)	22 (1%)
Student	52 (1%)	19 (1%)
Other*	177 (4%)	72 (4%)
Total	3128 (100%)	1522 (100%)

[^] Includes active military duty

*Includes retired (34), public assistance (45), homemaker (46), and student (52) for successful discharge and retired (4), public assistance (24), homemaker (22), and student (19) for unsuccessful discharge.

Data was also analyzed to determine whether there was a difference in the success rate of treatment discharge between male and female offenders. The *Standards* state that: (1) all treatment groups and content shall be gender specific (*Standard 10.07*), and (2) treatment goals shall be designed to encompass the needs of specific offender populations such as female offenders (*Standard 10.06*). Female offenders were successfully discharged from treatment significantly more frequently than were male offenders (68% vs. 63% $P < .001$. Chi square = 13.188 $df=1$).

Table 9
Successful versus Unsuccessful Discharge
Male and Female

	Male	Female
Successfully Completed Treatment*	2499 (63)%	652 (68%)
Administrative Discharge	101 (3%)	34 (4%)
Unsuccessful at Completing Treatment	1361 (34%)	271 (28%)
Total	3961	957

* $P < .001$. Chi square = 13.188 $df=1$

Further analysis was undertaken regarding successful and unsuccessful discharge from treatment regarding the type of supervision offenders were assigned. Following a probation sentence in which offenders were allowed to remain in the community to fulfill court orders and serve their sentences, the court, state probation, private probation, and in rare cases the district attorney monitored the progress of the offender in meeting the courts requirements. With state and private probation, the offender was required to report to an assigned probation officer. In the case where the court or district attorney was monitoring the case, the offender was only minimally supervised.

As illustrated previously on page 16 of this report, 91 percent of offenders in our data set were under some type of community supervision. Sixty-two percent of those offenders were supervised by private or state probation. Table 10 on the following page details the type of supervision received by offenders in our data set and the percentage differences between offenders who were successfully or unsuccessfully discharged and the supervision that they were assigned. Offenders incarcerated in prison were not included in this study. A limited number of offenders were identified as having more than one type of supervision.

There are many possible reasons for the better outcomes (successful discharge) for the “minimal supervision” group as illustrated Table 10. If these were “lower risk” cases then it would be expected that they would have better outcomes. One possibility may be that offenders may also have no collateral issues (e.g. substance abuse, mental health problems) that may make treatment success more likely.

Table 10
Successful versus Unsuccessful Discharge
Type of Supervision

	Successful Discharge	Unsuccessful Discharge	Total
Minimal Supervision *	262 (79%)	70 (21%)	332 (100%)
Community Supervision	3160 (67%)	1560 (33%)	4720 (100%)
Deferred Sentence	599	140	739
Day Reporting	25	9	34
Diversion	137	32	169
Home Detention	17	5	22
Intensive Supervision Probation	35	13	48
Parole	21	13	34
Intensive Supervision Parole	12	14	26
Supervised Private Probation	784	320	1104
Supervised State Probation	1313	845	2158
Denver County Probation	74	65	139
Municipal Probation	143	104	247
Community Corrections Supervision	52 (58%)	38 (42%)	90 (100%)
Diversion Community Corrections	12	5	17
Transition Community Corrections	17	14	31
Work Release **	23	19	42
Other ***	68 (66%)	35 (34%)	103 (100%)

*Minimal Supervision may include supervision by the courts, by district attorneys, or out-of state unsupervised probation.

**Work Release is a jail sentence authorized by Colorado Statutes, however, it is often used as a condition of regular probation. In many judicial districts, Work Release is managed by the local Community Corrections provider through a contract with the local sheriff.

***Other may include such entities as the Department of Social Services, Federal Probation, or State Hospital.

Victim Advocacy

DVOMB Providers are required to have victim advocates providing advocacy as an integral component of their programs. The purpose of victim advocacy is to support the victim, advocate for the victim on safety issues and offender containment, educate the victim on domestic violence and treatment, and to provide referrals.

Standard 7.04(b) requires that an advocacy agreement be created between the victim advocate and the victim. Victim contact is driven by the victim, based on his/her requests for contact. During advocacy contacts, the advocate may inform the victim of such information as the offender's general treatment plan, notification prior to offender discharge from treatment, as well as resources and information listed on Table 11 on the following page.

The victim contact may be in person, by telephone, or by U.S. postal mail. "Ongoing" victim contact is defined as sporadic or contact on a regular basis. "Single contact" reflects a one time only contact made by the victim advocate where the victim was engaged in dialogue and the advocate made no attempt at further contact. The "single contact (victim's choice)" would signify a one-time contact with the victim where the victim discouraged any further contact.

“Attempted contact (not successful)” would include such reasons as unable to locate victim and/or the contact information provided was incorrect.

There were more than 40 reasons given as to why the victim was not contacted. These included such explanations as the victim left town, the client was in treatment for too brief a period of time, or the DVOMB Provider no longer utilized a victim advocate. Sixty-one percent of victims were contacted at least once by the victim advocate.

Table 11
Victim Contacted by Victim Advocate

	Frequency	Percent
Yes, ongoing	1202	23%
Yes, single contact	1205	23%
Yes, single contact (victim's choice)	748	15%
Attempted contact, not successful	1066	21%
No victim contact	748	15%
No response	176	3%
Total	5145	100%

Standard 7.05 specifically details the minimum information that victim advocates are required to provide to the victim. Table 12 illustrates the frequency in which the six specific topics were made available to the victim. Victim advocates provided information on safety planning and domestic violence and treatment at a greater percentage (42%) than the other information listed. “Duty to Warn” was provided significantly less (24 percent), as illustrated in the table below.

Table 12
Information Given to Victim by Victim Advocate
(N=5145)

	Frequency	Percent
DV and Treatment	2204	42%
Safety Planning	2210	42%
Community Based	1953	37%
Status Notification	1849	35%
Well being checks	1450	28%
Duty to Warn	1283	24%

Conclusion

The statistical database developed by the staff of the DVOMB represents a significant step in providing baseline data for documenting offenders who were court-ordered into domestic violence treatment for which a data collection instrument was received. These completed instruments have enabled an examination and comparison of the characteristics of offenders and the completion rates of treatment provided in Colorado. A review of the participation rate indicates that most DVOMB Providers across Colorado have contributed to the documentation of court-ordered offenders in treatment by utilizing the instrument and submitting the data to the staff of the DVOMB.

Analysis of the DVOMB statistical database indicates that the majority of offenders in treatment were Anglo, male, and between the ages of 25 and 44. However, domestic violence offenders were represented in both genders, all adult age groups, and all races as defined by the U.S. Bureau of Census (see page 8). Over 70 percent of the instruments received reported that offenders were in treatment in the following counties: Adams, Boulder, Denver, Douglas, El Paso, Jefferson, Larimer, Mesa, Pueblo, and Weld. Another key finding was that offenders employed at the time of the offense were significantly more likely to receive a successful discharge from treatment.

The analysis of the data revealed a substantial variation among DVOMB Providers in the number of instruments that were submitted with complete arrest and offense of record information. In response to this, a subcommittee of the DVOMB has been working collaboratively with State Probation, DVOMB Providers, and district attorneys to examine policies and practices that may improve the flow of offender information through the criminal justice system.

The DVOMB statistical database has also allowed for the examination of the characteristics of court-ordered offenders who received a successful or unsuccessful discharge from treatment. The primary reasons that offenders were discharged as "unsuccessful" from treatment include "excessive absences", "dropped out of program", and "nonpayment." A better understanding is needed regarding specific reasons for these offender areas of non-participation. If improved insight were gained, perhaps more offenders would be engaged in treatment.

The results of the research project are being reviewed by the DVOMB (specifically the reasons for unsuccessful discharge) for the purpose of determining the potential impact on the *Standards* and whether modifications are warranted.

Further research utilizing the results of the data collection instrument study will be included in the final report to be completed in 2007.

APPENDIX A

Colorado Domestic Violence Offender Management Board CLIENT DATA COLLECTION FORM <small>(revised 8-27-04)</small> To be completed by approved provider at termination of treatment <small>When complete fax or mail to : (fax) 303-239-4223 or DVOMB 700 Kipling, Suite 3000, Denver, CO 80215</small>		
OFFENDER INFORMATION	CASE INFORMATION	TREATMENT INFORMATION FOR THIS OFFENSE
1. Offender ID _____	12. Court with Jurisdiction of Case: (Choose One) <input type="checkbox"/> Municipal (specify) _____ <input type="checkbox"/> County (specify) _____ <input type="checkbox"/> District (specify) _____	24. Treatment Modality 1. Group only 2. Individual only 3. Group & Individual 4. Other _____ Specialized Treatment (please specify) _____
2. Agency ID _____	13. County Where Offense Was Committed _____	25. Additional Treatment <input type="checkbox"/> None <input type="checkbox"/> Drug & Alcohol <input type="checkbox"/> Parenting <input type="checkbox"/> Mental Health <input type="checkbox"/> Couples Counseling <input type="checkbox"/> Modified Intensity of Treatment (type) _____ <input type="checkbox"/> Anger Management <input type="checkbox"/> Sex Offender <input type="checkbox"/> Other _____
3. Gender 1. Male 2. Female	14. Date of Sentencing Order ____/____/____	26. Assessments Completed During and/or Immediately Prior to Treatment <input type="checkbox"/> DVTI <input type="checkbox"/> Personality Inventory <input type="checkbox"/> SARA <input type="checkbox"/> Substance Abuse <input type="checkbox"/> Other _____ <input type="checkbox"/> Other _____ <input type="checkbox"/> Other _____
4. Race or Ethnicity 1. White 2. Black 3. Hispanic 4. Asian 5. Native American 6. Other _____	15. Weapon Involved During Offense? 0. No 99. Unknown 1. Yes (please specify) _____	27. Treatment Program Intake Date ____/____/____
5. Date of Birth ____/____/____	16. Children Present During Offense? 0. No 1. Yes 9. Unknown	DISCHARGE INFORMATION
6. Sexual Orientation 1. Heterosexual 2. Gay/Lesbian 3. Bisexual	17. Offense(s) of Record (Check all that apply) <input type="checkbox"/> Assault M ___ F ___ O ___ <input type="checkbox"/> Criminal Intent at Assault M ___ F ___ O ___ <input type="checkbox"/> Criminal Mischief M ___ F ___ O ___ <input type="checkbox"/> Harassment M ___ F ___ O ___ <input type="checkbox"/> Menacing M ___ F ___ O ___ <input type="checkbox"/> Reckless Endangerment M ___ F ___ O ___ <input type="checkbox"/> Violation Protection Order M ___ F ___ O ___ <input type="checkbox"/> Wire tapping/phone obstruction M ___ F ___ O ___ <input type="checkbox"/> Other (specify below) M ___ F ___ O ___	28. Relationship With Victim At Time Of Discharge 1. Living with Spouse 2. Living with Partner 3. Separated from Spouse 4. Separated from Partner 5. Divorced Not Living Together 6. Current Partner Not Living Together 7. Former Partner 8. Other _____
7. Was Client Using A Substance at Time of Offense? <input type="checkbox"/> Yes (Check all that apply): <input type="checkbox"/> Alcohol <input type="checkbox"/> Illicit Use of Drugs <input type="checkbox"/> No <input type="checkbox"/> Unknown	18. Arrest Offense(s) (Check all that apply) <input type="checkbox"/> Assault <input type="checkbox"/> Strangulation <input type="checkbox"/> Disturbance by Use of Telephone <input type="checkbox"/> Stalking <input type="checkbox"/> Disturbing the Peace <input type="checkbox"/> Flourishing a Weapon <input type="checkbox"/> Harassment <input type="checkbox"/> Threat or Injury to a Person or Damage Property <input type="checkbox"/> Violation of Court Orders <input type="checkbox"/> Unknown <input type="checkbox"/> Other _____	29. At Time of Discharge, Was Offender in a New Relationship? 0. No 1. Yes 9. Unknown
8. Relationship With Victim at Time of Offense 1. Living with Spouse 2. Living with Partner 3. Separated from Spouse 4. Separated from Partner 5. Divorced Not Living Together 6. Current Partner Not Living Together 7. Former Partner 8. Other _____	19. Was there a plea to a lesser charge than filed? 0. No 1. Yes	30. Discharge Date from Treatment Program ____/____/____
9. Primary Status at Time of Offense 1. Employed full time 2. Employed part time 3. Unemployed 4. Retired 5. On public assistance (i.e. SSI, TANF, GA, food stamps, or WIC) 6. Homemaker 7. Student 8. Active military duty	LEGAL HISTORY AND PAST OFFENSE INFORMATION	31. Discharge Type <input type="checkbox"/> Successful <input type="checkbox"/> Administrative 1. Referred to Other Program 2. Moved out of State 3. Other _____ <input type="checkbox"/> Unsuccessful <input type="checkbox"/> Never Attended Treatment <input type="checkbox"/> Nonpayment <input type="checkbox"/> Sentence Completed <input type="checkbox"/> Illness <input type="checkbox"/> Re-Offense <input type="checkbox"/> Nonparticipation <input type="checkbox"/> Violation of Protection Order <input type="checkbox"/> Use/Possession of Weapons <input type="checkbox"/> Drug Use <input type="checkbox"/> Excess Absences <input type="checkbox"/> Dropped Out <input type="checkbox"/> Other (specify) _____
10. County of Residence (at time of offense) _____ Treatment _____	20. Year of First DV Arrest Obtained from Criminal Justice. <input type="checkbox"/> Year _____ 9999. Unknown If this is first DV arrest check this box <input type="checkbox"/>	32. Victim Contacted by Your Victim Advocate? 1. Yes, Ongoing 2. Yes, Single Contact 3. Yes, Single Contact (Victim's Choice) 4. Attempted Contact, Not Successful 5. No (Reason) _____
11. Offender's Legal Status. Check all that apply <input type="checkbox"/> Day Reporting <input type="checkbox"/> Deferred Sentence <input type="checkbox"/> Diversion <input type="checkbox"/> Diversion Community Corrections <input type="checkbox"/> Home Detention <input type="checkbox"/> Intensive Supervision (ISP) Probation <input type="checkbox"/> No Supervision <input type="checkbox"/> Parole <input type="checkbox"/> Intensive Supervision (ISP) Parole <input type="checkbox"/> Supervised Private Probation <input type="checkbox"/> Supervised State Probation <input type="checkbox"/> Transition Community Corrections <input type="checkbox"/> Unsupervised Probation <input type="checkbox"/> Work Release <input type="checkbox"/> Other _____	21. Number of Convictions Obtained from Criminal Justice (include current offense) ___ # Non-DV Misdemeanor ___ # Non-DV Felony ___ # DV Misdemeanor ___ # DV Felony ___ # Non-DV Municipal Ordinance Violation ___ # DV Municipal Ordinance Violation	33. Victim Advocacy Agreement Completed Between Victim and Victim Advocate? 0. No 1. Yes
12. County of Residence (at time of offense) _____ Treatment _____	22. Total Number of DV Arrests Obtained from Criminal Justice (include current offense) _____	34. Information Given to Victims (check all that apply) <input type="checkbox"/> DV and Treatment <input type="checkbox"/> Safety Planning <input type="checkbox"/> Community Based Service Agencies <input type="checkbox"/> Status/Participation Notification <input type="checkbox"/> Well-being Checks <input type="checkbox"/> Duty to Warn
13. County of Residence (at time of offense) _____ Treatment _____	23. Has Client Previously Participated in Any DV Treatment in Colorado? 0. No 99. Unknown <input type="checkbox"/> Yes. Note how many times: _____ If Yes, Type of Discharge for All DV Treatments Successful _____ Administrative _____ Unsuccessful _____ Unknown _____ Other _____	
VICTIM ADVOCACY INFORMATION		
32. Victim Contacted by Your Victim Advocate? 1. Yes, Ongoing 2. Yes, Single Contact 3. Yes, Single Contact (Victim's Choice) 4. Attempted Contact, Not Successful 5. No (Reason) _____	33. Victim Advocacy Agreement Completed Between Victim and Victim Advocate? 0. No 1. Yes	34. Information Given to Victims (check all that apply) <input type="checkbox"/> DV and Treatment <input type="checkbox"/> Safety Planning <input type="checkbox"/> Community Based Service Agencies <input type="checkbox"/> Status/Participation Notification <input type="checkbox"/> Well-being Checks <input type="checkbox"/> Duty to Warn