



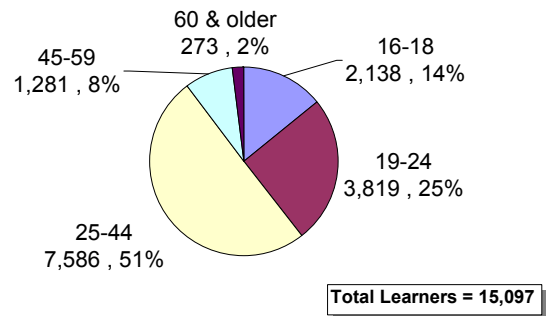
**Colorado Department of Education  
Adult Education and Family Literacy**

**Program Facts 2003-04**

**Adult Learner Enrollment**

English as a Second Language Including EL/Civics	9,295
Adult Basic Education ABE Levels 0-8.9	4,406
Adult Secondary Education ASE Levels 9-12.9 GED/High School Diploma	1,396
<b>Total in AEFLA Program</b>	<b>15,097</b>

**Age of Learners**



**Race/Ethnicity**

Hispanic	10,353
White (non-Hispanic)	2,967
Asian or Pacific Islander	859
Black (non-Hispanic)	600
American Indian or Alaskan Native	318

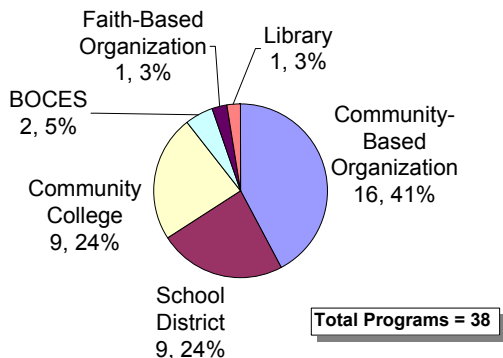
**Gender**

Female	8,936
Male	6,161

**Learner Status at Enrollment**

Employed	7,656
Unemployed	5,407
Not in the Labor Force	2,034
On Public Assistance	1,379
Adults in Correctional Facilities	659
Adults in Community Corrections	422
Disabled Adults	410

**WIA II Funded Agencies by Provider Type**



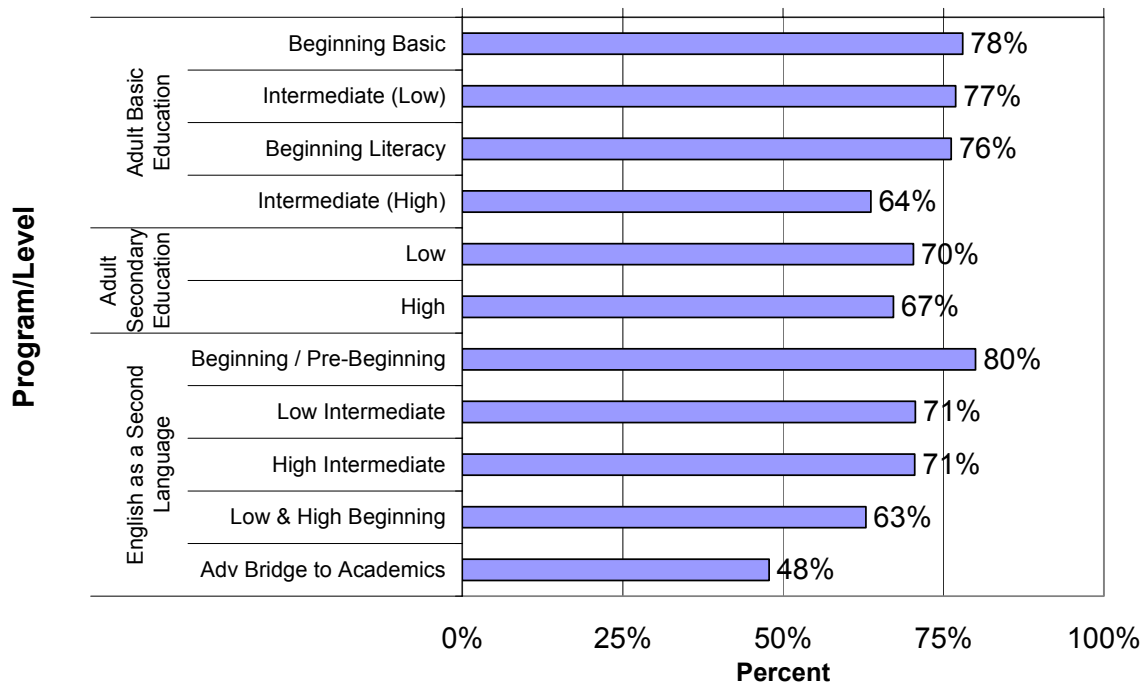
## Performance Results 2003-04

### Improvement in Literacy Skills

This chart presents the percentage of adults enrolled at each educational functioning level who acquired the basic skills needed to complete that level as validated by standardized assessments.

\* Learners were both pre- and post-tested to measure educational gain

### Improvement in Literacy Skills for Tested Adults Enrolled by Literacy Level



### Learner Goal Attainment

The following table is based on the results of local follow-up surveys of adult learners

<i>Outcome</i>	<i>No. With Goal</i>	<i>State Goal</i>	<i>Achieved</i>
Enter Post-Secondary Education or Training	614	45%	65%

The following table is based on the results of data matching between AEFLA and GED state databases

<i>Outcome</i>	<i>No. With Goal</i>	<i>State Goal</i>	<i>Achieved</i>
Earn a GED or High School Diploma	2,360	54%	45%

The following table is based on the combined results of local follow-up surveys and data matching between AEFLA and CDLE

<i>Outcome</i>	<i>No. With Goal</i>	<i>State Goal</i>	<i>Achieved</i>
Obtain Employment	574	45%	30%
Retain or Improve Employment	654	77%	46%