



Colorado Department of Education
Adult Education and Family Literacy

Program Facts 2004-05

Adult Learner Enrollment

English as a Second Language ESL Including EL/Civics	63%	9,427
Adult Basic Education ABE Levels 0-8.9	28%	4,244
Adult Secondary Education ASE Levels 9-12.9 GED/High School Diploma	9%	1,340
Total in AEFLA Programs	100%	15,011

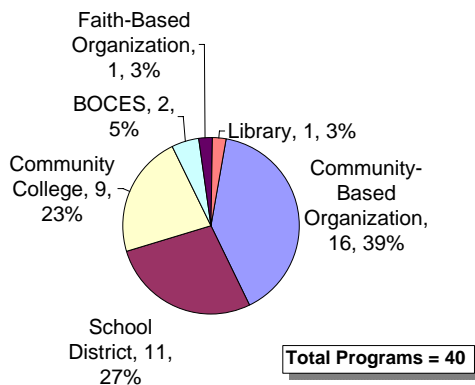
Race/Ethnicity

Hispanic	69%	10,381
White (non-Hispanic)	19%	2,781
Asian or Pacific Islander	6%	922
Black (non-Hispanic)	4%	641
American Indian or Alaskan Native	2%	286
Total in AEFLA Programs	100%	15,011

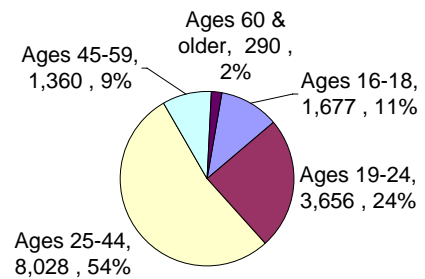
Gender

Female	60%	8,947
Male	40%	6,064
Total in AEFLA Programs	100%	15,011

WIA II Funded Agencies by Provider Type



Age of Learners



Total Learners = 15,011

Learner Status at Enrollment

Employed	7,754
Unemployed	4,827
Not in the Labor Force	2,430
On Public Assistance	1,297
Adults in Correctional Facilities	458
Adults in Community Corrections	218
Disabled Adults	384

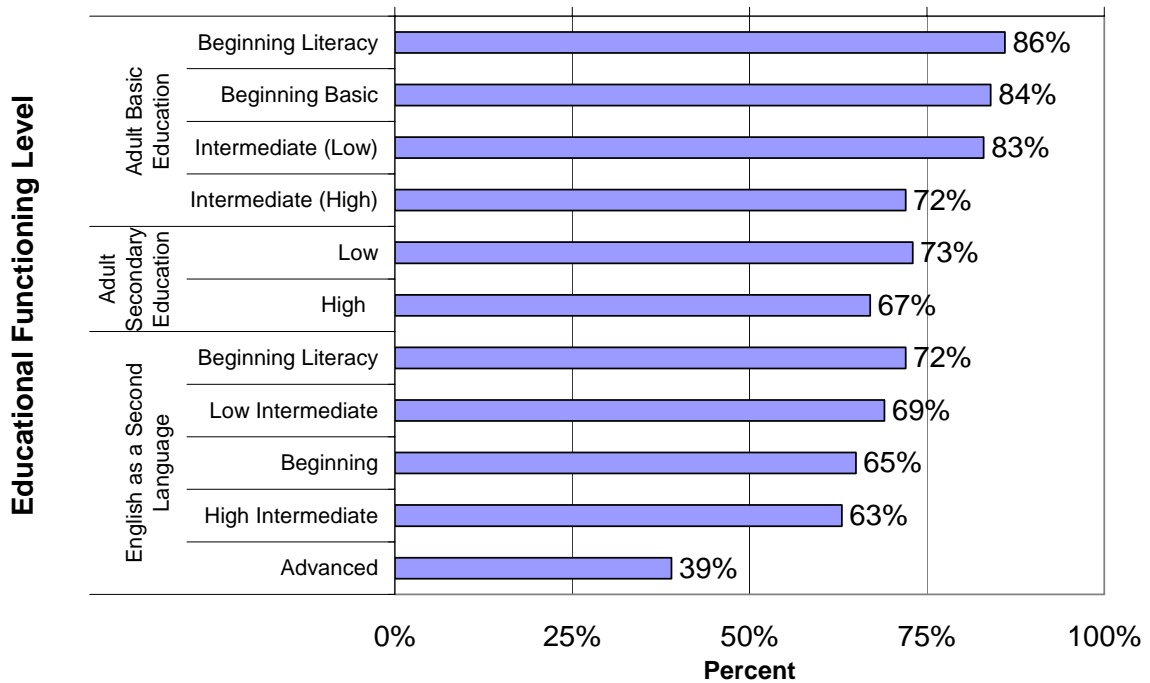
Source: Colorado Adult Education System of Accountability and Reporting (CAESAR), FY 2005 Data.

Performance Results 2004-05

Improvement in Literacy Skills

This chart represents the percentage of adults enrolled at each educational functioning level who acquired the basic skills needed to complete that level as validated by standardized assessments.

Improvement in Literacy Skills: Educational Gains by Level



Learner Goal Attainment

The following table is based on the results of local follow-up surveys of adult learners

<i>Outcome</i>	<i>No. With Goal</i>	<i>State Goal</i>	<i>Achieved</i>
Enter Post-Secondary Education or Training	301	49%	71%

The following table is based on the results of data matching between AEFLA and GED state databases

<i>Outcome</i>	<i>No. With Goal</i>	<i>State Goal</i>	<i>Achieved</i>
Earn a GED or High School Diploma	1,260	56%	67%

The following table is based on the results of local follow-up surveys of adult learners

<i>Outcome</i>	<i>No. With Goal</i>	<i>State Goal</i>	<i>Achieved</i>
Obtain Employment	176	57%	83%
Retain or Improve Employment	402	80%	69%