



Colorado Department of Education
Adult Education and Family Literacy

Program Facts 2006-07

Adult Learner Enrollment

English as a Second Language		
ESL Including EL/Civics	66%	9,603
Adult Basic Education ABE Levels 0-8.9	26%	3,763
Adult Secondary Education ASE Levels 9-12.9 GED/High School Diploma	8%	1,164
Total in AEFLA Program	100%	14,530

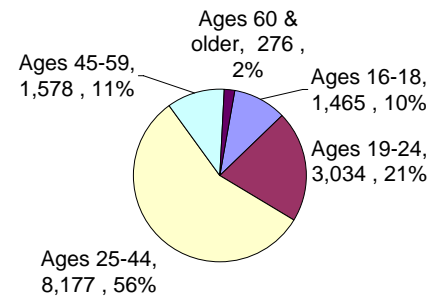
Race/Ethnicity

Hispanic	71%	10,282
White (non-Hispanic)	16%	2,294
Asian or Pacific Islander	6%	911
Black (non-Hispanic)	5%	765 278
American Indian or Alaskan Native	2%	
Total in AEFLA Programs	100%	14,530

Gender

Female	60%	8,782
Male	40%	5,748
Total in AEFLA Programs	100%	14,530

Age of Learners

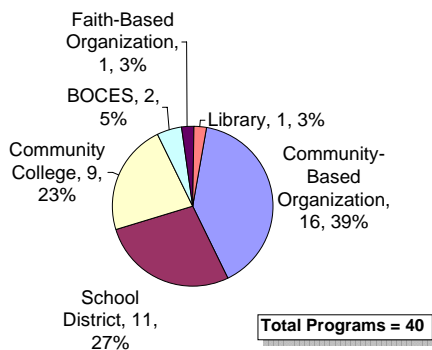


Total Learners = 14,530

Learner Status at Enrollment

Employed	7,771
Unemployed	4,113
Not in the Labor Force	2,646
On Public Assistance	1,001
Adults in Correctional Facilities	242
Adults in Community Corrections	389
Disabled Adults	497

WIA II Funded Agencies by Provider Type



Total Programs = 40

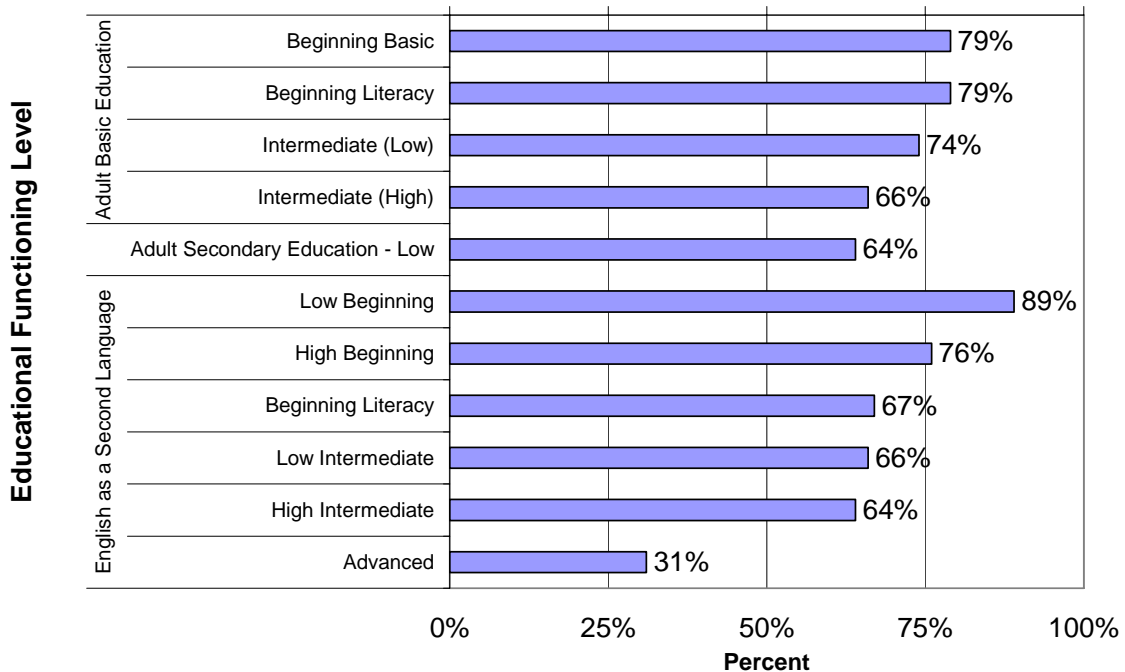
Source: Colorado Adult Education System of Accountability and Reporting (CAESAR), FY 2007.

Performance Results 2006-07

Improvement in Literacy Skills

This chart represents the percentage of adults enrolled at each educational functioning level who acquired the basic skills needed to complete that level as validated by standardized assessments.

Improvement in Literacy Skills: Educational Gains by Level



Learner Goal Attainment

The following table is based on the results of local follow-up surveys of adult learners

<i>Outcome</i>	<i>No. With Goal</i>	<i>State Goal</i>	<i>Achieved</i>
Enter Post-Secondary Education or Training	239	67%	24%

The following table is based on the results of data matching between AEFLA and GED state databases

<i>Outcome</i>	<i>No. With Goal</i>	<i>State Goal</i>	<i>Achieved</i>
Earn a GED or High School Diploma	1,328	51%	62%

The following table is based on the results of data matching between AEFLA and CDLE databases

<i>Outcome</i>	<i>No. With Goal</i>	<i>State Goal</i>	<i>Achieved</i>
Obtain Employment	487	50%	23%
Retain or Improve Employment	405	53%	32%